

1
2 3

Number Sentence Strip

3
2 1

If

+

=

1
2 3

Number Sentence Strip

3
2 1

Then

+

=

$1 + 3$

$0 + 5$

$$3 + 1$$

$$4 + 2$$

$$5 + 0$$

$$1 + 9$$



$$2 + 4$$

$$2 + 1$$



$$1 + 2$$

$$9 + 1$$

$$6 + 2$$

$$3 + 4$$



$$2 + 6$$

$$4 + 5$$

$$4 + 3$$

$$5 + 3$$

$$3 + 5$$

$$3 + 4$$

$1 + 3$

$0 + 5$

$3 + 1$

$4 + 2$

$5 + 0$

$1 + 9$

$2 + 4$

$2 + 1$

$1 + 2$

$9 + 1$

$6 + 2$

$3 + 4$

$2 + 6$

$4 + 5$

$4 + 3$

$5 + 3$

$$3 + 5$$


$$3 + 4$$



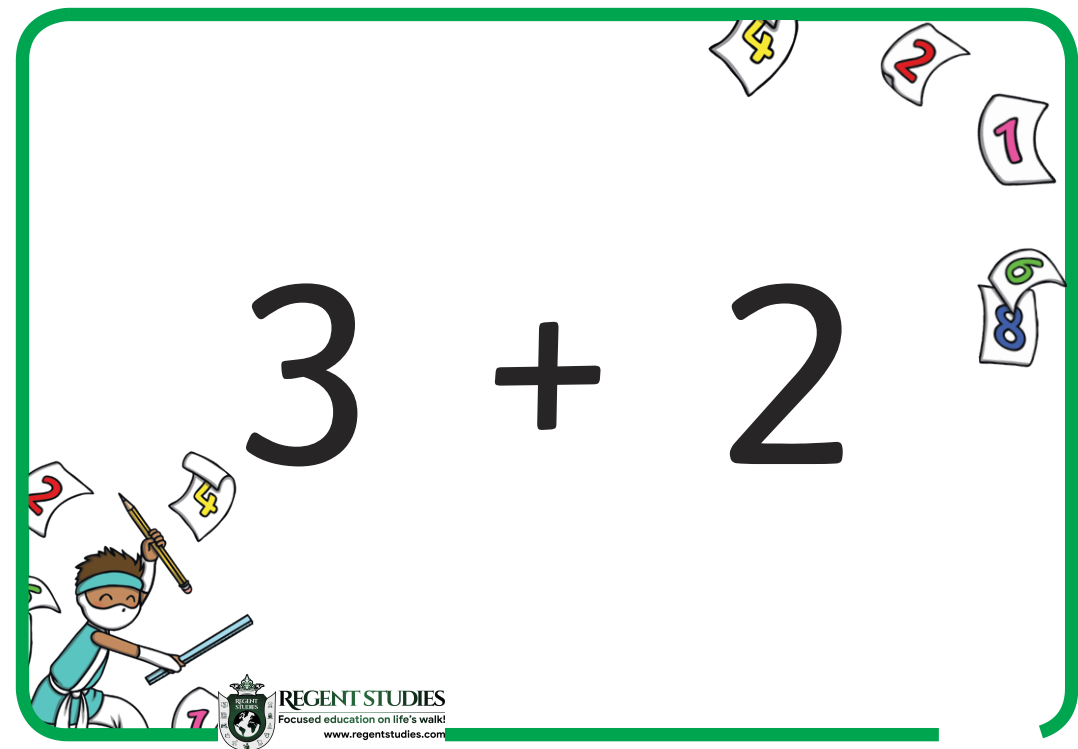
$1 + 4$



$4 + 1$




$2 + 3$



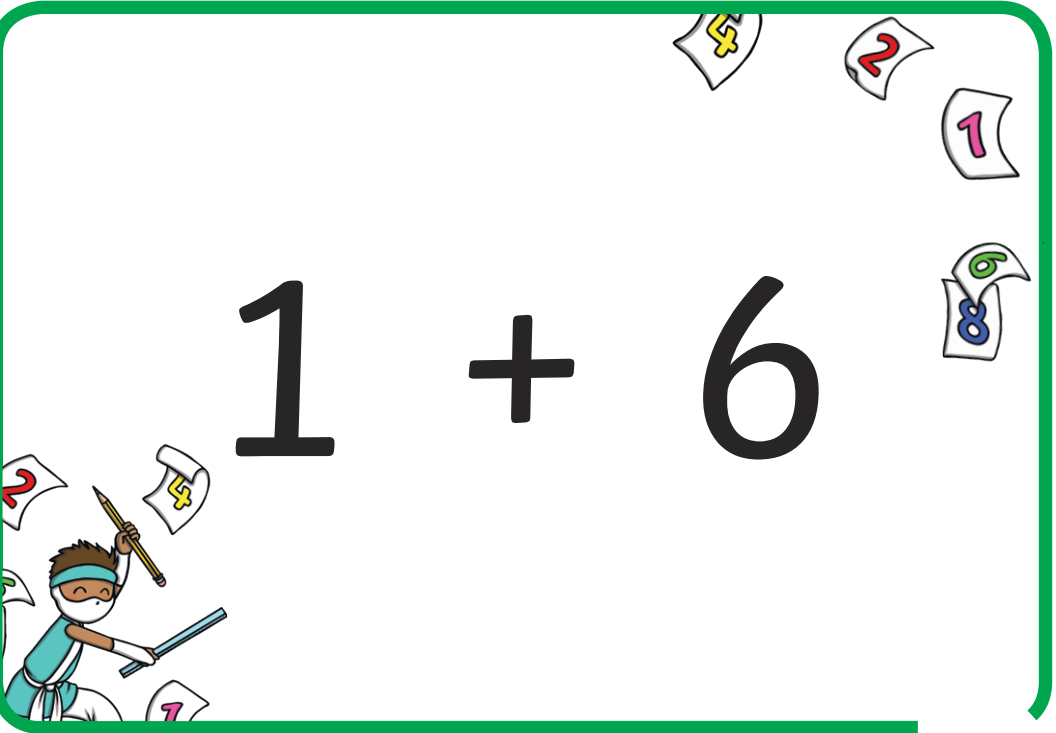
$3 + 2$



$$4 + 0$$


$$0 + 4$$


$$8 + 1$$



$$1 + 8$$


$$1 + 6$$


$$6 + 1$$


$$8 + 2$$


$$2 + 8$$


$$2 + 7$$


$$7 + 2$$


$$4 + 6$$


$$6 + 4$$



Adult Teaching Suggestions

We hope you find these Pre-Key Stage Standard suggestions useful. Please be aware that the suggestions and resources mentioned are potential ways to check understanding relating to the relevant strands. Other resources may be needed in addition to those suggested.

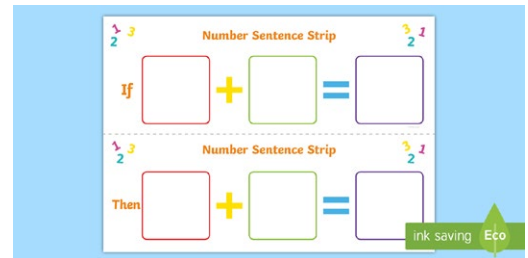
Strand E

The pupil can demonstrate an understanding of the commutative law (e.g. $3 + 2 = 5$, therefore $2 + 3 = 5$).

Task


Activity One – Change It Round

Use a variety of counting objects, such as natural objects or number rods to make simple number sentences up to five, e.g. $1 + 4 = 5$. Record the number sentence either using the **Number Sentence Strips** or a variety of multisensory materials, such as chalk, cornflour, playdough, paint or sand. Show pupils how to change the order of the numbers being added using the apparatus; demonstrate that the answer remains the same, e.g. $4 + 1 = 5$. You could use a balance to show that both number sentences total five.



Activity Two – Match It!

Match pairs of calculations using the **Match It Addition Activity Cards** to develop understanding of the commutative law of addition. Spread the cards out randomly, then either ask pupils to match the cards or play a game of ‘Splat!’ using their hands as fly swats.



Activity Three – Pair Up!

Use the **Domino Dots Activity** to encourage pupils to find commutative addition pairs. The dominoes could be hidden inside or outside for pupils to find. Additionally, give pupils a large domino card which they can match with another pupil’s card, for example $4+1$ pairs with $1+4$.

